

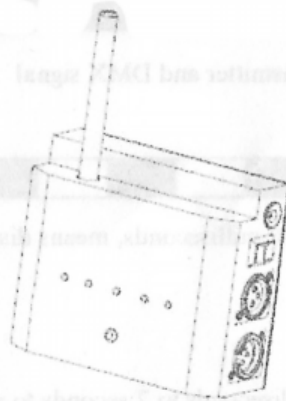
Wireless DMX Receiver and Transmitter

User Manual


Our Wireless DMX Receiver and Transmitter can receive and transmit up to DMX512 channels wireless signal. Any universal DMX controllers can be available for it. Please read the manual before operation.

A. SPECIFICATION

1. Voltage: DC 9V-12V
2. Operation Mode: Switch
3. Environment: -20°C~+40°C
4. Frequency Range: 2405~2479 MHz
5. Wireless Range: 400 M
6. DMX Linking: 32 PCS
7. N.W: 0.52kg
8. Size: 136.5 * 110 * 53.2 mm
9. Weight: 0.6kgs



Indicator and Function buttons show as below:



B. OPERATION

This product has two working modes.

- Receiver mode
- Transmitter mode

Switch between Receiver mode and Transmitter mode: Press down the FUNTION button first, then power on, and keep on pressing the FUNTION button for more than 3 seconds then loosen.

1. Receiver Mode

- 1) FUNCTION button

Press the FUNCTION button for 4-8 seconds to disconnect the transmitter.

2) LED indicator status (" " / "OFF" means off, " " / ON means on).


POWER indicator: ON (once power on)

DATA indicator: ON with DMX signal and OFF without DMX signal.

TX indicator: OFF

RX indicator: ON

SIGNAL indicator:



Long time OFF, means no connection to any transmitter.



ON for 900 milliseconds and OFF for 100 milliseconds, means connection to transmitter but no DMX signal.



Long time ON, means connection to transmitter and DMX signal



ON for 100 milliseconds and OFF for 100 milliseconds, means disconnection to transmitter or connecting.

2. Transmitter Mode

1) FUNCTION button

Press the FUNCTION button for 100 milliseconds to 2 seconds to add transmitter.

Press the FUNCTION button for 4-8 seconds to disconnect all transmitters.

2) LED indicator status (" " / "OFF" means off, " " / ON means on).

POWER indicator: ON (once power on)

DATA indicator: ON with DMX signal and OFF without DMX signal.

TX indicator: ON

RX indicator: OFF

SIGNAL indicator:



ON for 900 milliseconds and OFF for 100 milliseconds, means no DMX signal.



Long time ON, means connection to DMX signal.



ON for 100 milliseconds and OFF for 100 milliseconds, means connecting to receiver.



ON for 500 milliseconds and OFF for 500 milliseconds, means disconnecting to all receivers.

C. ELECTRICAL DATA

Features	Min	Med	Max	UNIT
DC				
DC power input	9	9	12	Volt
DMX				
DMX linking		32		
Wireless				
Frequency range	2405		2479	MHz
Channel bandwidth		1		MHz
Wireless range		400		Meter