

Analog to Digital Audio Converter with Audio Delay

Operation Manual



DCT-4T

TABLE OF CONTENTS

1. Introduction.....	1
2. Features.....	1
3. Package Contents.....	1
4. Operation Controls and Functions.....	2
4.1 Front Panel.....	2
4.2 Rear Panel.....	2
5. Connection and Installation.....	3
6. Specifications.....	3

1. Introduction

The DCT-4T Analog to Digital Audio Converter is designed to simultaneously convert analog audio signals from L/R input to Coaxial S/PDIF and Toslink Optical outputs with a selectable audio delay of 150 milliseconds. The digital audio output signal is a 2-channel uncompressed LPCM (Linear Pulse Code Modulation) with a sampling rate of 48 KHz. Both Optical Fiber and Coaxial cables can run up to 5 meters from the device while still providing a reliable and lossless audio signal. This gadget is both compact and easy to install, making it incredibly useful for the home or office. The DCT-4T, the logical choice for converting Analog and Digital audio signals.

2. Features

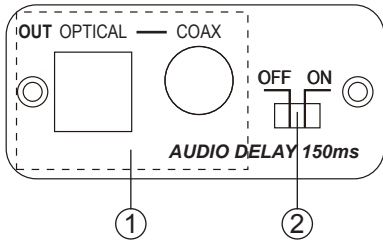
- An audio delay function provides either a 150-millisecond delay or no delay when outputting audio.
- Supports uncompressed 2-channel LPCM (Linear Pulse Code Modulation) digital audio signal output.
- Has an output sampling rate of 48 KHz.
- Provides electromagnetic-noise-free transmission.
- Easy to install and operate.

3. Package Contents

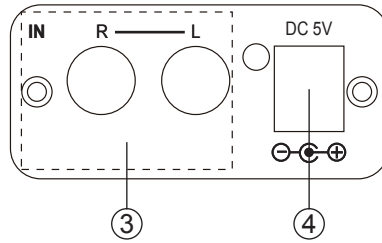
- Analog to Digital Audio Converter box.
- 5V DC power supply adaptor.
- Operation Manual.

4. Operation Controls and Functions

4.1. Front Panel




4.2. Rear Panel



- ① Coaxial and TOSLink (Optical Fiber) Output Ports: Connect the output ports to the Coaxial or TOSLink (Optical Fiber) input port of audio equipments such as audio amplifier and AV receiver, using proper cable.
- ② Audio Selection Delay: Use this switch to turn the audio delay function on or off. When it's turned on, the audio output will occur 150 ms later than the original audio source.
- ③ L/R Analog Audio Input Ports: Connect the L/R audio jacks to the audio output ports of an amplifier, AV receiver, LCD TV, or DVD/Blu Ray player.
- ④ Power: Plug the 5V DC power supply into the unit and connect the adaptor to an AC outlet.

5. Connection and Installation



6. Specifications

Input Ports	Stereo R/L
Output Ports	1 x TOSLink (Fiber Optic), 1 x Coaxial
Power Supply	5V/0.36~0.5A DC (US/EU standards, CE/FCC/UL certified)
Dimensions (mm)	67(W) x 50(D) x 23(H)
Weight(g)	30
Chassis Material	Plastic
Silkscreen Color	Silver
Operating Temperature	0°C ~ 40°C



CYPRESS TECHNOLOGY CO., LTD.
Home page: <http://www.cypress.com.tw>

2008.1.17 MPM-DCT4T