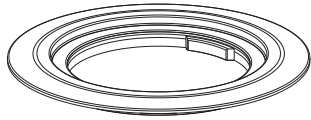
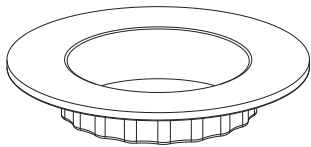


CONTENT

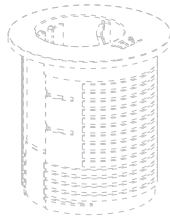
1 x



1 x

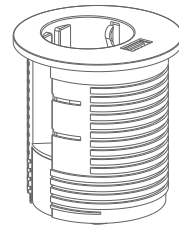


NOTE:
POWERDOT
NOT INCLUDED

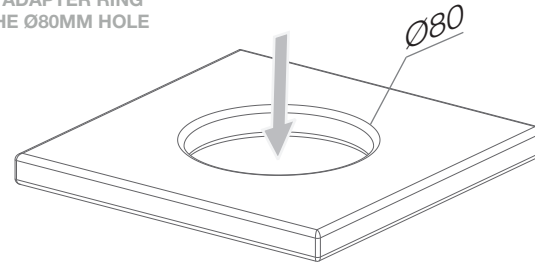
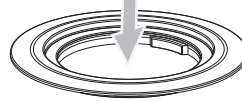


A

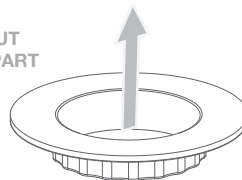
FIT YOUR Ø60MM
POWERDOT TO
THE ADAPTER RING.



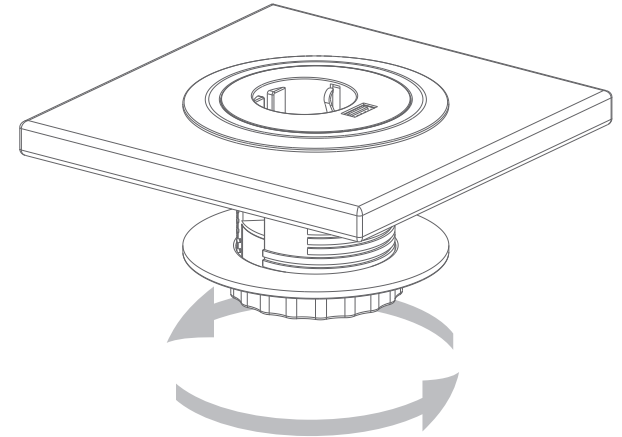
PLACE POWERDOT
AND ADAPTER RING
IN THE Ø80MM HOLE



FIT THE COUNTER NUT
TO THE THREADED PART
OF THE POWERDOT



B



TIGHTEN COUNTERNUT

NOTE:

WHEN INSTALLING YOUR POWERDOT PRODUCT, PLEASE REFERE TO THAT PRODUCT'S SPECIFIC MANUAL AND USER GUIDE.

Title Powerdot adapter 60-80mm	Date 2021-07-02	<input checked="" type="checkbox"/> 935-PMA68
Created by AEI	Revision	<input type="checkbox"/> 935-PMA68W
Document type Manual	Revision date	

GENERAL NOTES
Before installation, all measurements and conditions must be verified on site. Neither KONDATOR nor any of its distributors can be held liable for product malfunction or other defects as a result of improper installation.



Energivägen 8
135 49
Tyresö
Sweden

+46 08 556 59500
info@kondator.se
www.kondator.se