



MASK12
Instruction manual

Features



- 2-way professional fixed installation PA speaker
- 350 W RMS power
- 700 W program power
- dual vent bass reflex
- rotatable HF horn.
- 12 inch LF driver with 75 mm vented voice coil
- 34 mm HF titanium compression driver with protection system
- SPL 1 W / 1 m: 98 dB
- 14 M10 rigging points.
- weight: only 19.2 kg

Introduction

Thank you for buying the Apart MASK12 speaker. With this new member of the MASK series, we have once again broken new ground in sonic performance and installer convenience. The MASK12 speaker is meant for fixed indoor installations. Available in 8 ohms and 100 volt, MASK12 can be used in many full range applications where a medium to high sound pressure level is required.

The multi-angle plywood cabinet, equipped with 14 rigging points for shoulder eye bolts, and the optional wall/ceiling U-bracket allow you to safely install the speaker in many different positions, be it in a horizontal or vertical position, close to the ceiling or at the wall. With a weight of only 19.2 kgs, the speaker is easy to install.

As usual, these Apart speakers will convince you in terms of sound quality, reliability and setup versatility. Paired with our Revamp 2600 amplifier, your sound system will be taken to a new level of performance.

Please read this manual carefully before using the product. This will give you the necessary product and installation instructions to assure a seamless installation and non-compromised overall sound quality.

Unpacking

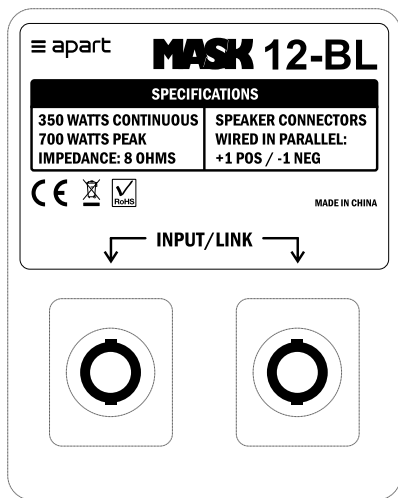
Upon receipt of this product, check the carton and packing materials for any damage caused by transport. Carefully unpack the product and check that all parts are present and in undamaged condition. Notify your dealer and/or the shipping company immediately if any damage has occurred during transport. Keep the carton and packing materials in case you have to return the product.

Safety precautions

- Everyone who is involved with the installation and/or operation of this product must read and understand all local safety regulations and instructions.
- Keep this manual for future reference.
- Avoid the presence of fire and flames and do not operate the product in the presence of heat sources, flammable liquids or gases.
- Take care of your speaker wires, they must be free of damage. Damaged speaker wires may result in poor sound quality and can damage amplifiers, other parts of the audio chain and can cause injury caused by exposure to high voltages.
- No main power shall be connected to the loudspeakers, doing so will damage the speaker.
- This speaker should only be serviced by qualified personnel. If not, warranty will be void.
- Use cables of the right gauge, certainly for long runs.
- Use cables with clear color indication and maintain polarity throughout the whole system.
- For indoor use only. Do not expose the unit to outdoor weather conditions.
- Use mounting hardware that can support the weight of the device in a safe way.
- Inspect all mounting hardware periodically and tighten screws when necessary.
- Do not expose the speaker to excessive temperature, moisture or vibrations.

- Do not spill liquids on the product and/or other parts in the audio chain.
- Always pair the speaker with a matching amplifier, in terms of load impedance and output power.
- Avoid amplifier clipping, loud feedback, popping noise from other devices and continuous high power output or distorted signals.
- When turning on the power of your audio system, always turn on the power amplifier last to avoid popping signals. For this reason, always turn off the power amplifier first.
- Avoid ground loops in audio systems.
- Always follow these basic instructions when operating or installing the product.
- Warning: this speaker is capable of producing high sound pressure levels that can cause permanent hearing loss.
- Apart audio is not responsible for any damage or injury caused by improper installation or use of this product.
- Repairs, servicing and electrical connections must be carried out by qualified personnel only.

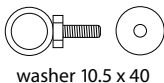
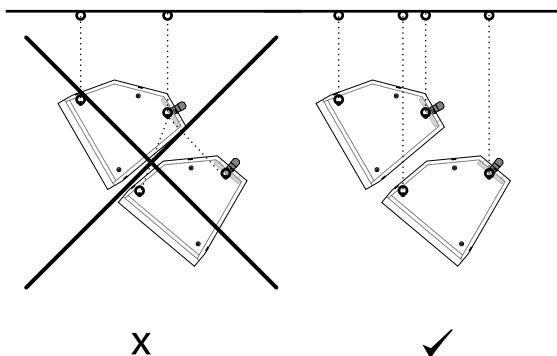
Speaker connection (8 ohm version)



Input: the signal from a power amplifier must be connected to the input/link speakon[®] connector. The connectors are equivalent and internally wired in parallel. Connector 1+ (positive) and 1- (negative) are used. 2+ and 2- are not connected.

Speaker installation

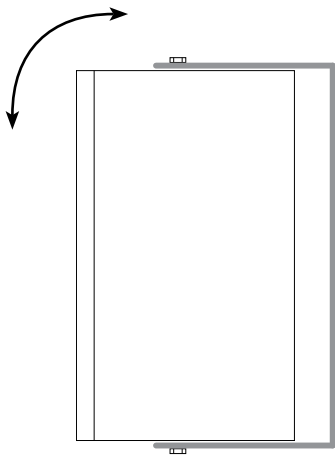
Install the speaker on the wall or ceiling using our optional U-bracket. Make sure the wall, ceiling, surface, structure and additional mounting hardware are capable of safely supporting the speaker's weight. When suspending the speaker with chains, make sure to mount the M10 shoulder eye bolts (not supplied) on more than one side of the speaker. Use at least 3 chains, for example, one at the top of the speaker, and 2 on each side. Adjust the length of the chain(s) to position the speaker correctly. Do not attempt to suspend multiple speakers on the same set of chains or brackets. For safety reasons, every speaker must be mounted using its own set of chains or brackets.



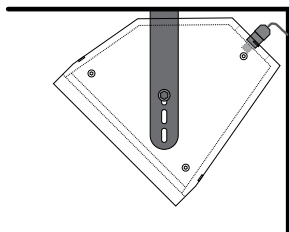
M10 Shoulder eye bolt and washer
(not supplied)

Speaker orientation

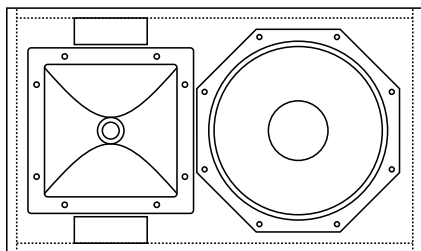
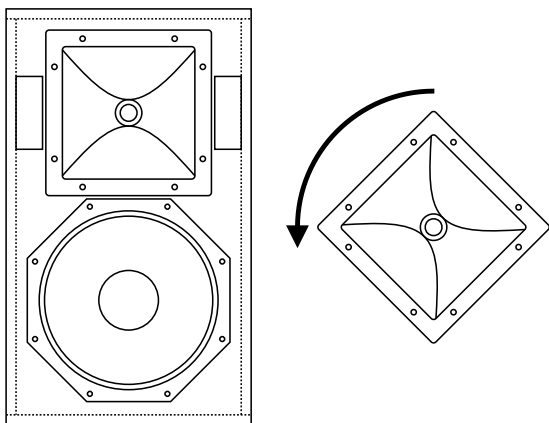
The high frequency horn has a nominal dispersion angle of $90^{\circ}\text{H} \times 70^{\circ}\text{V}$. When the speaker is mounted horizontally, we advise to rotate the high frequency horn by 90° to ensure the 90° horizontal dispersion angle. The Apart logo on the grille can also be rotated. In order to mount the speaker close to the ceiling, one side of the speaker is angled.




on-wall



on-ceiling



rotate HF horn 90° for horizontal orientation



rotate logo 90° for horizontal orientation

Specifications

Model name	MASK12
height mm	628
width mm	370
depth mm	370
cutout mm	
loudspeaker system	2-way
woofer size inch	12
woofer cone material	paper
tweeter size inch	1.4
dispersion (H x V in °)	90 x 70
mounting system	optional

rigging flying points	14 x M10
colour	black / white
impedance ohms	8
low impedance power watts	700
SPL 1W/1m dB	98
max SPL 1m dB	127
frequency response Hz	48 - 22K
main construction material	wood
grille main material	steel
IP rating	40

Warranty info

Apart Audio warrants this product to be free of defects in material and workmanship for a period of one year for parts and for a period of one year for labor from the date of original end-user purchase. This warranty is valid only for the original end-user and cannot be transferred.

During the warranty period Apart-Audio or one of its authorized service partners shall either repair or replace any product, free of charge, that proves to be defective on inspection by Apart-Audio or its authorized service representative.

This warranty does not include, damages or product faults due to abuse, misuse or faulty installation.

developed
by
Audioprof nv
Industriepark Brechtsebaan 8 bus 1
2900 Schoten - Belgium

Company names, product names and trademarks are property of their respective owners.

Apart-Audio specifications are subject to change without notice.

